



# How to dispose of recyclables and trash

When setting out trash or recyclables at collection stations, please sort them properly into the designated area by 8:30 am on the day of collection.

※Office / industrial waste cannot be put out at the collection stations.  
※Illegal dumping may be punished by law.

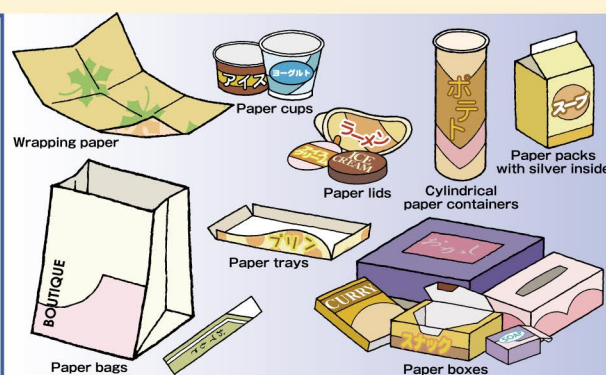
Okazaki City Environmental Affairs  
Department, Public Sanitation Division Tel:0564-22-1153



Recyclables (Item are recycled, so please clean before setting out)

## Station Collection

### Paper Containers & Packaging



Collected once a week on days marked "◆" on the Trash Collection Calendar

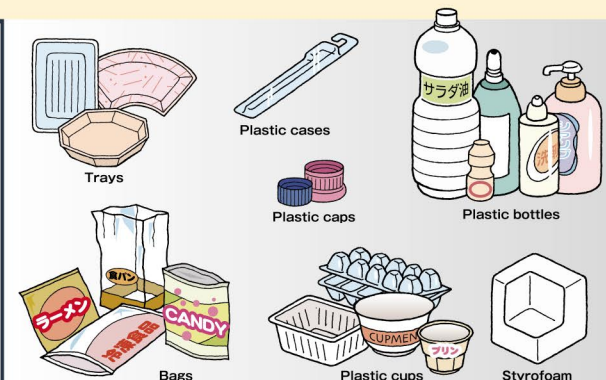
Recycling station

### Specified bag for paper containers & packaging



※Clean, fold or flatten, and place in a specified bag.

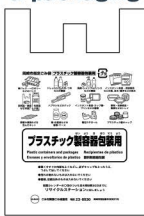
### Plastic containers & packaging



Collected once a week on days marked "◆" on the Trash Collection Calendar

Recycling station

### Specified bag for plastic containers & packaging



※Clean and, if possible, crush, and place in a specified bag.

### PET bottles



Collected once a week on days marked "◆" on the Trash Collection Calendar

Recycling station

### Specified bag for PET bottles



※Remove the cap and label, rinse lightly and place in a specified bag.



※Remove the cap and label and place in a specified bag for plastic containers & packaging

### As Needed

Every Sunday 9 am-4 pm

Every day 9 am-4 pm

Place items in the collection container at cooperating stores

Place items in the collection container at collection stations such as city halls and citizens' centers

Place items in the collection container at the recycling station "Risuta Inaguma"



※Remove the cap and label, rinse lightly and place in a collection container.


### Empty cans



Collected Once every other week on days marked "■" on the Trash Collection Calendar

Recycling station

### Place in blue container



※Rinse with water and place in the container without crushing

### Empty bottles



※Broken items are non-burnable trash

Collected Once every other week on days marked "■" on the Trash Collection Calendar

Recycling station

### Place in brown container



※Wash with water and place in the container

### Refillable bottles



※Broken items are non-burnable trash

Collected Once every other week on days marked "■" on the Trash Collection Calendar

Recycling station

### Place in white container



※Wash with water and place in the container

Trash (You must separate before putting out)

## Station Collection

### Burnable waste



Collected twice a week on days marked "□" on the Trash Collection Calendar

Burnable waste station

### Burnable waste designated bag



※Drain water from kitchen waste

### Non-burnable waste

※Please do not dispose of batteries as non-burnable trash, but dispose of them at collection stations and cooperating stores.



Collected Once every other week on days marked "●" on the Trash Collection Calendar

Non-burnable waste station

### Specified bag for Non-burnable waste



※Wrap sharp objects in paper, etc.

## Charged Household Pickup

### Large-sized waste

※Please see reverse page for details.

### Large-sized waste collection center

Tel:0564-22-2000

Telephone reservations: Mon-Fri (excluding holidays and year-end and New Year holidays) 8:30 am to 5:15 pm

※Items that do not fit in the specified bag (45 liters) or that tear the bag due to their weight. Based on size and weight, a fee of ¥900, ¥1200, ¥1500, ¥1800 or ¥2,400 will be charged.



### Reservations required

Reservations can be made up to a month in advance

Up to 5 items, or 5400yen can be collected at a time

At the time of booking  
• Collected items (up to 5 items)  
• Collection place (outdoor on the 1st floor)  
• Collection date will be arranged.

## Station Collection

### Flammable Hazardous waste



Collected Once every other week on days marked "■" on the Trash Collection Calendar

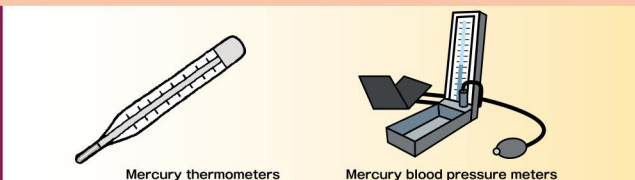
Recycling station

### Place in a yellow container



※Use until the end

### Hazardous waste



Collected Once every other week on days marked "■" on the Trash Collection Calendar

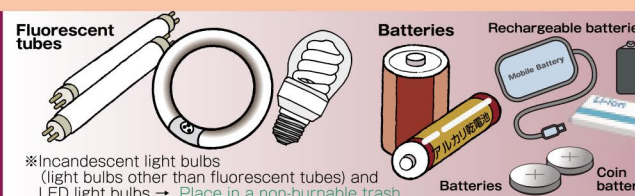
Recycling station

### Place in a clear plastic bag and place in a yellow container



## Collection Box

### Hazardous waste (Fluorescent tubes Batteries)



### As Needed

Every Sunday 9 am-4 pm

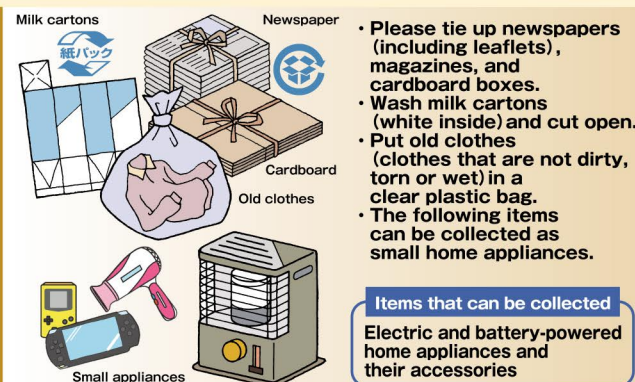
Every day 9 am-4 pm

Place in a collection container at cooperating stores (electrical stores, etc.)

Place items in the collection container at collection stations such as city halls and citizens' centers

Place items in the collection container at the recycling station "Risuta Inaguma"

### Newspaper Magazines Cardboard Milk cartons Old clothes Small appliances



• Please tie up newspapers (including leaflets), magazines, and cardboard boxes.  
• Wash milk cartons (white inside) and cut open.  
• Put old clothes (clothes that are not dirty, torn or wet) in a clear plastic bag.  
• The following items can be collected as small home appliances.

Items that can be collected  
Electric and battery-powered home appliances and their accessories

Please check with each organization for collection dates and times, collection methods, etc.

Recycling for neighborhood associations and children's associations

Place in collection stations at city halls and citizens' centers etc.

Recycling station "Risuta Inaguma"


Items that cannot be collected  
Personal computers, displays (including CRT CRTs), 4 home appliances, items discharged from business establishments, etc.

※Please see the reverse page for the location of collection stations.

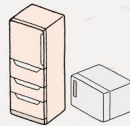


# 4 types of home appliance

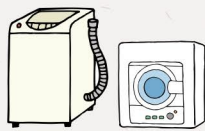
If you need to dispose the 4 types of home appliance (TVs, refrigerators/freezers, washing machines/clothes dryers, air conditioners), you must pay a recycling fee. ※Recycling fees may vary depending on the size and manufacturer.



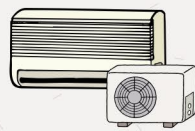
TVs (CRT / LCD / Plasma)  
¥2,700 (excluding tax) ※



Refrigerators and freezers  
¥4,300 (excluding tax) ※



Washing machines and clothes dryers  
¥2,300 (excluding tax) ※



Air conditioners (including outdoor units)  
¥900 (excluding tax) ※

When you buy a replacement or when you know the store where you purchased it.

Pay the **recycle fee and collection/transportation fee** (fee differs by store) to the store where the product is purchased (was purchased) and request pick up.

When you cannot return to the store you purchased due to it closing or moving, etc.

After confirming the size and manufacturer, pay the **recycling fee** at the post office.

Bring it directly to the **designated drop off location** (see the figure on the right).

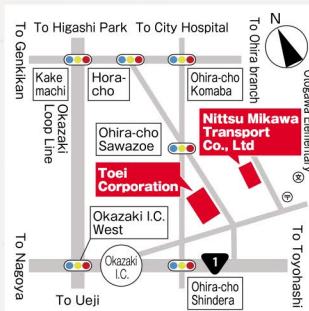
Designated drop off location  
Large-size trash Collection Center  
Tel:0564-22-2000  
**Collection and transportation fee ¥2,400**  
(8 large-sized trash stickers)

※A transfer fee is required when paying at the post office.

## Designated drop off location

**Toei Corporation**  
Okazaki Office (16-1 Tateishi, Ohira-cho)  
Tel:0564-65-5181  
Mon. to Sat.  
(closed Sundays and public holidays, Obon, and New Year holidays)  
8:00 AM to noon, 1:00 pm to 4:00 pm

**Nittsu Mikawa Transport Co., Ltd**  
Okazaki Handling Office (107 Nishiueno, Ohira-cho)  
Tel:0564-22-8655  
Mon. to Sat.  
(closed Sundays and public holidays, Obon, and New Year holidays)  
9:00 AM to noon, 1:00 pm to 4:30 pm



※May be closed on Saturdays without notice. Please contact directly.

# Home computers

Please dispose of your computer using the following recycling methods. Computers cannot be put out as non-burnable trash or large-sized trash.

## Collection by courier Please apply to Renet Japan Recycle Co., Ltd., a cooperating company.

- Apply for collection on the Internet (<https://www.renet.jp/>), and the courier will come to your home at the desired date and time.
- If the collection includes a computer disposal fee will be free of charge (1 box).
- Please delete data such as personal information by yourself before disposing. ※There is also a data erasure service (charged).

For details, please check the website of Renet Japan Recycle Co., Ltd. or contact them by phone.  
Tel:0570-085-800 (10:00-17:00)

## Collection by manufacturer Please apply to each item's manufacturer.



Desktop PC (main unit) Notebook PC CRT Monitor LCD Monitor

- If you dispose of accessories such as keyboards, mice, cables, and connectors together with your computer, the manufacturer will pick them up.
- Please contact each manufacturer for the recycling fee.
- Peripheral devices such as printers and scanners are not covered.

→ station collection or non-burnable waste or large-sized waste

- Request collection from the manufacturer's reception desk.
- The manufacturer will send you a recycling fee transfer slip. (When paying)
- Use the slip and pay the recycling fee at the post office. (When paying)
- The manufacturer will send you an Eco-Yu-Pack slip.
- Simply pack your computer and bring it to the post office, or request pick-up collection.
- It is delivered from the post office to the recycling center and recycled.

※The charge is the same for bringing in the post office and pick-up collection.  
※If you make your own or the manufacturer is unknown, ask the PC 3R Promotion Association (Tel:044-540-0576) to collect it. (<https://www.pc3r.jp>)



PCs with the PCRecycle mark shown on the left include the recycling fee, so ② and ③ are not required.

For home PCs that do not have the PCRecycle mark affixed from the time of purchase, the collection and recycling fee shown on the right is required.


(The price list on the right is a guide.  
Prices may vary depending on the manufacturer.)

Items to be collected	Collection and recycling fee
Desktop PC (main unit) Notebook PC LCD Monitor Computer with built-in LCD monitor	<b>¥3,000 each</b> (excluding tax)
CRT Monitor Computer with built-in CRT monitor	<b>¥4,000 each</b> (excluding tax)

# Large-sized waste

Large-sized waste are items that do not fit in the designated bag, are too large to tie the bag closed, or tear the bag due to their weight!

## Examples



Items marked with a ★ are large-sized waste even if they fit in a bag.

## Method ① Paid home collection

If you would like to have large-sized household waste collected, please contact at the large-sized waste collection center.

### ① Call the large-sized waste collection center.

**Tel:0564-22-2000**

●Hours / Monday to Friday 8:30 am to 5:15 pm  
※ However, public holidays and New Year holidays are excluded.

### ② Confirm the waste you want collected, its fee, collection date, collection location, etc.

- The collection date will be decided at the time of the call.
- Please tell us the height, width, depth and approximate weight.
- The collection location must be outdoors on the first floor, along a road where collection vehicles can pass.
- Up to 5 pieces or ¥2,400 worth can be collected per application.
- We do not collect inside homes.

### ③ Purchase an large-sized waste sticker.

- For items subject to the Home Appliance Recycling Law, please also prepare a home appliance recycling ticket.
- ⇒Please see "4 types of home appliance".

- The "Large-sized waste Sticker" is non-refundable. Please make a reservation at the Large-sized waste Reception Center before purchasing.



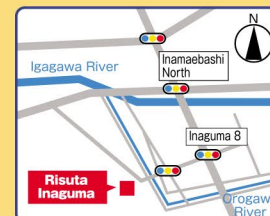
### ④ Affix a sticker and put out large-sized waste on the reserved collection day.

- Please take it out to the designated location by 8:30 am on the collection day. (Collection time cannot be specified.)
- If there are any changes to your reservation, please contact us by the day before.
- Enter the "reception number or name" on the "large-sized waste sticker" and attach it to the large-sized waste in an easily visible spot.
- Waiting for collection at the designated time is only required when disposing of items subject to the Home Appliance Recycling Law.

# Collection Box

## ~Integrated Recycling Station Risuta~

Collection date and time	<b>Every day 9 am-4 pm</b> (Implemented in rainy weather) ※Except during New Year holidays and rainstorms
Collection place	<b>Risuta Inaguma</b> (7-17-1 Inaguma-cho)



## ~Collection at city halls, citizens' centers, etc.~

Collection date and time	<b>Every Sunday 9 am-4 pm (Implemented in rainy weather)</b> ※Except during New Year holidays and rainstorms	
City Hall (East multi-level parking lot north side parking lot)	Yahagi Citizens' Center (Utō-cho)	
Welfare Hall for the Aged South Parking Lot (Miai-cho)	Mutsumi Citizens' Center (adjacent to Mutsumi Branch Office)	
Southern Infant Nursery (adjacent to Nambu Citizens' Center Annex)	Chūō Citizens' Center (Kaminatsuna 3-chome)	
Ohira Citizens' Center (adjacent to Ohira Branch Office)	North Area Community Center (adjacent to Iwazu Branch Office)	
East Area Community Center (adjacent to Tobu Branch Office)	Nukata Branch Office (Kashiyama-cho)	
Iwazu Citizens' Center (Iwazu-cho)		