

Official Okazaki Trash Disposal Leaflet

How to dispose of recyclables and trash

Please use the garbage separation support app "threeR"



3 garbage disposal rules



- Recycling stations are managed by neighbourhood associations
- Follow these 3 rules to keep the recycling stations clean

#1 Use the **bags designated** by Okazaki City!

There are 5 types of bags: one for each type of trash
Non-designated bags (such as grocery bags) cannot be used



#2 Put out the trash by **8:30am** on the **designated collection day**




Designated days for each type of trash vary based on the area you live

#3 Separate your trash and bring it to the **correct recycling station!**

Recycling stations are assigned based on one's address.

If uncertain, please ask a neighbour or your management company



Flammable Hazardous Waste 	Batteries 	Flammable Hazardous Waste If the item is not empty, write "Nokori ari" on it 	Harmful Waste Dispose by putting items in a transparent plastic bag 	Recycling station On the designated day, once every two weeks
Small Household Appliances 	Harmful Waste 	Empty cans 	Empty bottles 	Recycling station On the designated day, once every two weeks
PET bottles 	Recycling station On the designated day, once every two weeks 	Paper 	Plastics 	Recycling station On the designated day, once a week
Non-burnable trash 	Burnable trash 	Recycling station On the designated day, once every two weeks 	Recycling station On the designated day, once every two weeks 	Recycling station On the designated day, once every two weeks

Good to know!

Recyclables' Various Collection Areas



Collection at City Hall, citizens' centers, etc.

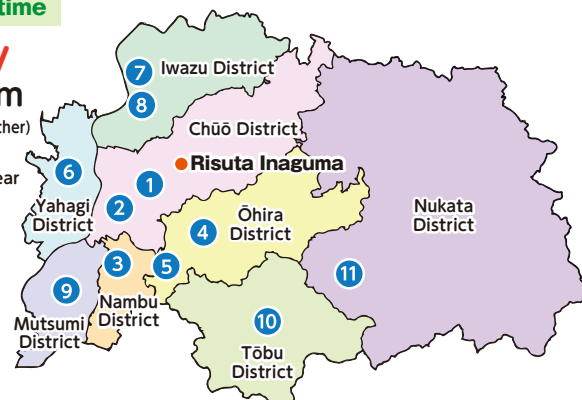
Collection date and time

Every Sunday
9:00am-4:00pm
(open during regular rainy weather)

※Except during the New Year holidays and severe rainstorms

Collection place

- | | |
|---|---|
| 1 City Hall (East multi-level parking lot north side parking lot) | 7 Iwazu Citizens' Center (Iwazu-chō) |
| 2 Chūō Citizens' Center (Kamimutsuna 3-chome) | 8 North Area Community Center (adjacent to Iwazu Branch Office) |
| 3 Nanbu Nyūji Hoikuen (adjacent to Nanbu Citizens' Center Annex) | 9 Mutsumi Citizens' Center (adjacent to Mutsumi Branch Office) |
| 4 Ōhira Citizens' Center (adjacent to Ōhira Branch Office) | 10 East Area Community Center (adjacent to Tōbu Branch Office) |
| 5 Aged Center Okazaki South Parking Lot (Miai-cho) | 11 Nukata Branch Office (Kashiyama-cho) |
| 6 Yahagi Citizens' Center (Utō-chō) | |



Risuta Inaguma Integrated Recycling Station

Collection date and time

Every day ※Including Saturday, Sunday, and non-New Year holidays

9:00am-4:00pm
(open during regular rainy weather)
※Except during the New Year holidays and severe rainstorms

Collection place

〒444-0071
7-17-1 Inaguma-chō



Risuta Inaguma is open **every day** and **accepts all recyclables**

The following items are accepted at base collection centers and Risuta Inaguma

Caution: **Burnable trash** **Unburnable trash** and **Oversized trash** cannot be accepted.

Collected item	Disposal method	Collection centers	Risuta Inaguma
Newspaper Newspaper, Folded flyers	Bind with string	○	○
Magazines Magazines, Catalogs, Books, Textbooks	Bind with string	○	○
Cardboard Cardboard, Paper boxes	Bind with string	○	○
Milk cartons Milk cartons (Paper cartons that are white on the inside)	Cut open and clean	○	○
PET bottles PET	Remove the cap and label then crush	○	○
Fluorescent tubes Dry cell batteries	In the collection container.	○	○
Small rechargeable batteries Coin batteries	In the collection container.	○	○
Small appliances Electric or battery-operated devices	In the collection container.	○	○

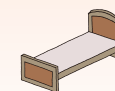
Collected item	Disposal method	Collection centers	Risuta Inaguma
Paper	Rinse lightly.	×	○
Plastics	Rinse lightly.	×	○
Empty cans	Rinse lightly.	×	○
Empty bottles	Rinse lightly.	×	○
Flammable Hazardous Waste	Use completely.	×	○
Harmful Waste	Place in a bag.	×	○
Used cooking oil	Put into the container.	×	○

There are some small household appliances that cannot be collected.
(TVs/refrigerators/air conditioners/computers/large appliances/etc.)

Oversized Trash



Furniture



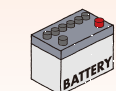
Beds



Bicycles



Tires



Batteries

Other

※Tires and batteries from cars or electric bicycles are **oversized trash** even if they will fit into designated bags.

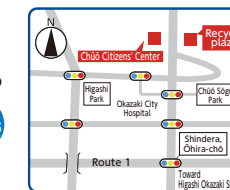
Disposal method 1 Direct Transportation (Bringing it directly to the clean center)

■ **Disposal cost** 200 yen for 10kgs (with an additional 200 yen for every 10kg)

Destination

Chūō Clean Center
☎0564-27-7153
〒444-3171 2-1 Nishi Nagare-ishi, Itada-chō

Accepted trash: Burnable, Unburnable, Oversized Combustible, Hazardous Harmful, Recyclables
Monday-Friday (including holidays) 8:30am-4:00pm
Saturday (including holidays) 8:30am-11:30am



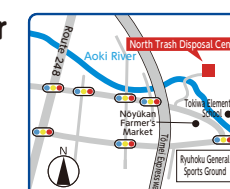
Hatchō Clean Center
☎0564-22-5436
〒444-0922 2-1, Tatejima, Hatchō Minamimachi

Accepted trash: Burnable, Oversized Combustible only, Hazardous Harmful, Recyclables (excluding small appliances)
Monday-Friday (including holidays) 8:30am-4:00pm
Saturday (including holidays) 8:30am-11:30am



North Trash Disposal Center
☎0564-27-7101
〒444-2112 1-36 Ōire, Higashi Achiwa-chō

Accepted trash: Landfill, Glass, Ceramics, Concrete, Blocks, Bricks, Sand and dirt
Monday-Friday (including holidays) 8:30am-4:00pm



Disposal method 2 Household Pickup (Charges apply) (Collection from a designated location on your property)

STEP 1

Schedule a Pickup Reservation Reservation can be made by phone or online

Call the Oversized Trash Collection Center

☎0564-22-2000

Reception hours
Monday-Friday
※Excluding regular holidays, year-end holidays
8:30am-5:15pm

Online reservation

Applications can be made easily 24 hours a day, 365 days a year using a smartphone or PC.



- Please describe the trash you want picked up (dimensions, weight estimate) and collection location.
- You will be informed of the collection day, cost, and your receipt number.

STEP 2

Pay the fee **Purchase an oversized trash sticker**

- Please purchase the oversized trash sticker by the scheduled pickup date.
- Oversized trash stickers are non-refundable.

STEP 3

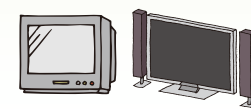
Collection Day **Put the item(s) in the designated location.**



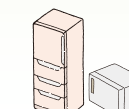
- Write the receipt number on the oversized trash sticker
- Place the oversized trash sticker in a visible place on the oversized item
- Please take it out to the designated location by 8:30am on the collection day.
- In general, your presence is not required. Your presence at the designated time is required when disposing of these 4 electronic items: TV, refrigerator, washing machine, air conditioner

4 electronic items

When disposing of a TV, fridge/freezer, washing machine/dryer, or air conditioning unit, you must pay a recycling fee.




TV
(CRT, liquid crystal/organic electroluminescence/plasma)
¥2,700 (excluding tax)※



Refrigerators and freezers
¥4,300 (excluding tax)※



Washing machines and clothes dryers
¥2,300 (excluding tax)※



Air conditioners (including outdoor units)
¥900 (excluding tax)※

※Recycling fees may vary depending on the size and manufacturer.
※Confirm the cost with the Home Appliance Recycling Ticket Center website.

Method 1 Make a request to retail electronics store

Request collection from the store the product was purchased from (where the newer product will be purchased)

⚠ **Cost** Recycling fee+transportation fee (varies by establishment)

Method 2 Bring to the designated collection site

Step 1 Pay the recycling fee at the post office ※Transfer fee required

Step 2 Bring it directly to the designated drop off location (see the figure on the right).

⚠ **Cost** Recycling charge

Method 3 Designated drop off location

Step 1 Pay the recycling fee at the post office ※Transfer fee required

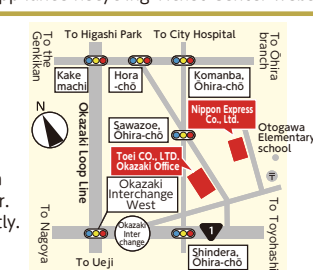
Step 2 Call the Oversized Trash Collection Center (0564-22-2000) and arrange the collection date and location

Step 3 Collection at the specified day and time

⚠ **Cost** Recycling fee+transportation fee (2400 yen per item)

Designated drop off location

※Irregular closures on Saturdays may occur. Please inquire directly.



Toei CO., LTD.
Okazaki Office (16-1 Tateishi, Ōhira-chō)
☎0564-65-5181

Reception hours: Mon. to Sat. (closed Sundays, holidays, Obon, end-of-year holidays)
8:00am-12:00pm, 1:00pm-4:00pm

Nippon Express Co., Ltd.
Okazaki Designated Collection Location (107 Nishi Ueno, Ōhira-chō)
☎0564-73-7755

Reception hours: Mon. to Sat. (closed Sundays, holidays, Obon, end-of-year holidays)
9:00am-12:00pm, 1:00pm-4:30pm